



Client Date Qty
Project Type PO#

LS-ARCH-EXT-120V-LIN



Description

***** 5 YEARS WARRANTY *****

- Rough aluminium conception
- CCT: 2700K,3000K,3500K,4000K, 5000K ou RGBW
- DMX512
- Beam angle of 15° to 45°
- Silver finish(Black finish on demand)
- IP66 Protection
- For architectural illumination

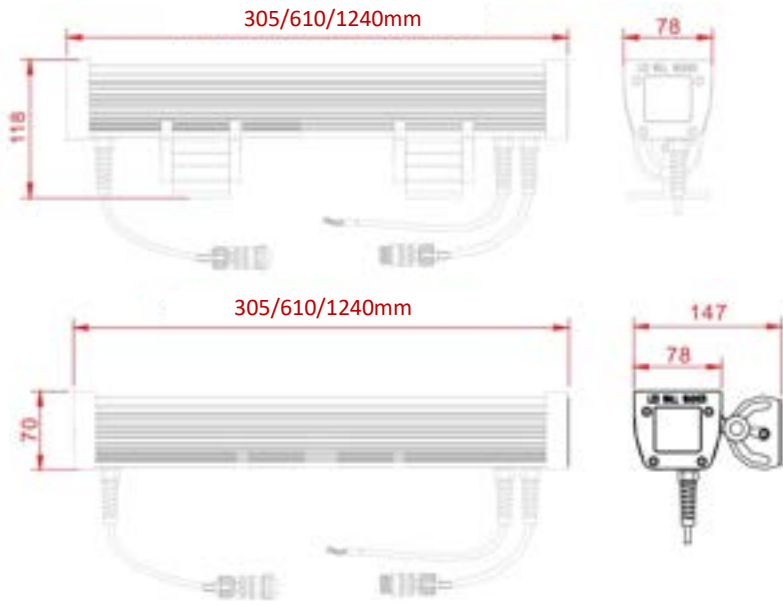




Client Date Qty
Project Type PO#

LS-ARCH-EXT-120V-LIN

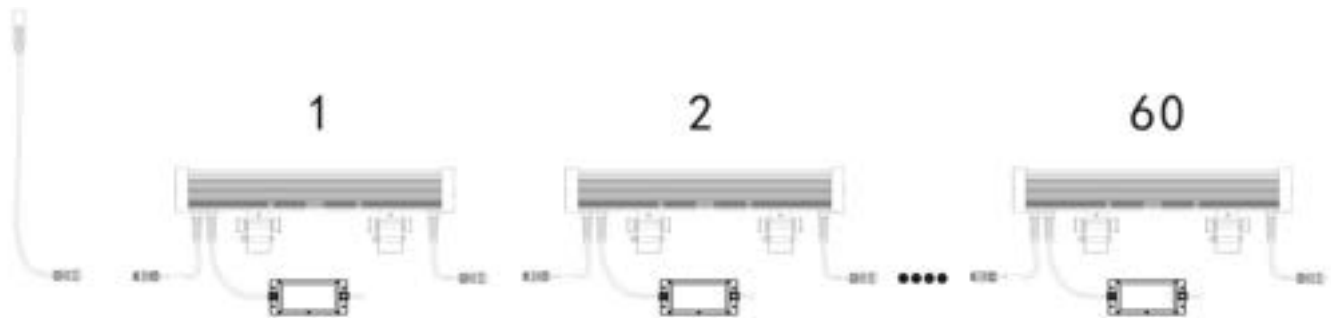
Dimensions



Installation



LS-CON-DMX-DE3





Client Date Qty
 Project Type PO#

LS-ARCH-EXT-120V-LIN


Order table

Model	Protection	Power	Color temperature	LED QTY	Voltage	Beam angle	Dimensions
LS-ARCH-EXT-120V-LIN-1.22M-2.7K	IP66	40W	2700K	48	120V	10,15,20,45°	See drawing
LS-ARCH-EXT-120V-LIN-1.22M-3K	IP66	40W	3000K	48	120V	10,15,20,45°	See drawing
LS-ARCH-EXT-120V-LIN-1.22M-3.5K	IP66	40W	3500K	48	120V	10,15,20,45°	See drawing
LS-ARCH-EXT-120V-LIN-1.22M-4K	IP65	40W	4000K	48	120V	10,15,20,45°	See drawing
LS-ARCH-EXT-120V-LIN-1.22M-5K	IP66	40W	5000K	48	120V	10,15,20,45°	See drawing
LS-ARCH-EXT-120V-LIN-1.22M-RGBW	IP66	56W	RGBW	48	120V	10,15,20,45°	See drawing

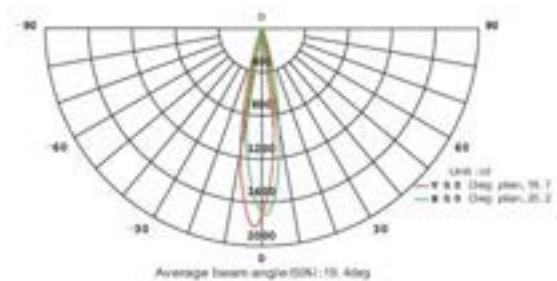
Model	Protection	Power	Color temperature	LED QTY	Voltage	Beam angle	Dimensions
LS-ARCH-EXT-120V-LIN-610MM-2.7K	IP66	20W	T2700K	24	120V	10,15,20,45°	See drawing
LS-ARCH-EXT-120V-LIN-610MM-3K	IP66	20W	3000K	24	120V	10,15,20,45°	See drawing
LS-ARCH-EXT-120V-LIN-610MM-3.5K	IP66	20W	3500K	24	120V	10,15,20,45°	See drawing
LS-ARCH-EXT-120V-LIN-610MM-4K	IP66	20W	4000K	24	120V	10,15,20,45°	See drawing
LS-ARCH-EXT-120V-LIN-610MM-5K	IP66	20W	5000K	24	120V	10,15,20,45°	See drawing
LS-ARCH-EXT-120V-LIN-610MM-RGBW	IP66	28W	RGBW	24	120V	10,15,20,45°	See drawing

Model	Protection	Power	Color temperature	LED QTY	Voltage	Beam angle	Dimensions
LS-ARCH-EXT-120V-LIN-305MM-2.7K	IP66	10W	2700K	12	120V	10,15,20,45°	See drawing
LS-ARCH-EXT-120V-LIN-305MM-3K	IP66	10W	3000K	12	120V	10,15,20,45°	See drawing
LS-ARCH-EXT-120V-LIN-305MM-3.5K	IP66	10W	3500K	12	120V	10,15,20,45°	See drawing
LS-ARCH-EXT-120V-LIN-305MM-4K	IP66	10W	4000K	12	120V	10,15,20,45°	See drawing
LS-ARCH-EXT-120V-LIN-305MM-5K	IP66	10W	5000K	12	120V	10,15,20,45°	See drawing
LS-ARCH-EXT-120V-LIN-305MM-RGBW	IP66	14W	RGBW	12	120V	10,15,20,45°	See drawing


Candela Distribution




RGB



Red



Green




Blue




Client Date Qty
 Project Type PO#

LS-ARCH-EXT-120V-LIN


Photometric test




RGB



Red



Green



Blue